



Optional Items

Pass-through
Door Switch ModuleGrid Cutting Table /
Honeycomb Table


Air Compressor Unit



Fume Extraction System

SmartGUARD™ Fire
Alarm (Patented)

SmartAIR Nozzle



Rotary Attachment

Specification		Mercury III
Work Area		25 x 18 in. (635 x 458 mm)
Max. Part Size (W x L x H)	All doors closed	27 x 19 x 6.5 in. (685 x 482 x 165 mm)
	All doors open	27 x ∞ x 6.5 in. (685 x ∞ x 165 mm)
Table Size		31.1 x 20.9 in. (790 x 530 mm)
Dimensions (W x D x H)		44.3 x 28.3 x 39.6 in. (1125 x 720 x 1005 mm)
Laser Source		12, 25, 30, 40, 60W
Cooling		Air-cooled, Operating environment temperature 15°- 30°C (60°- 86°F)
Drive		Closed-loop DC Servo Control
Speed Control		Adjustable from 0.1~100% of 42 IPS (Up to 16 color-linked speed settings per job)
Power Control		Adjustable from 1-100% (Up to 16 color-linked power settings per job)
Engraving Capability		256-level gray scale image processing capability
Distance Accuracy		0.254 mm or 0.1% of move, whichever is greater
Z-Axis Movement		Automatic
Focus Lens		Standard 2.0", optional 1.5", 2.5", & 4.0" available
Resolution (DPI)		Available 125, 250, 300, 380, 500, 600, 760, 1000, 1500
Computer Interface		10 Base-T Ethernet, Full speed 2.0 USB
Compatible Operating Systems		MS Windows
Display Panel		4-line LCD panel showing current file name, total working time, laser power, engraving speed, file(s) loaded into memory buffer, setup and diagnostic menus
Safety		Class I Laser Product Compliant with EN60825, Class II Laser Product Compliant with CDRH 2006/42/EC Machinery Directive Compliance Class 4 Laser Product Compliant with CDRH with the optional pass-through door module
Auto Focus		✓
Red Dot Pointer		✓
Pass Through Doors		✓
3D and Stamp Mode		✓
Operation Voltage		100-240VAC, 50-60Hz Auto Switching, Max. 15A
Fume Extraction System		External exhaust system with minimum flow rate 640m ³ /h (CFM 377 ft ³ /h) is required, 2.3kPa negative pressure (Pure-Air PA-1000FS @ 4" exhaust port)

* Speed does not equal to throughput. See dealer or visit www.GCCworld.com for more details.

* The flow rate is determined by a default fume extraction system; the flow rate may vary due to a different fume extraction system.

△ Specifications are subject to change without prior notice.


Authorized Dealer


www.GCCworld.com

Laser Engraver

GCC LaserPro Mercury III

The Ultimate Workhorse with a Proven Track Record



Mercury III

- 25" x 18" (635 x 458 mm) working area
- Popular all around laser engraver with stable and satisfactory performance
- Intuitive control panel allows easy operations
- Easy maintenance motion system
- Emergency button and key-switch add an extra layer of safety
- Pass-through front and rear doors to accommodate oversized working pieces
- Feature-rich windows driver
- Power by USA Made Synrad laser

GCC Headquarters 4F-1., No.236, Fude 2nd Rd., Xizhi Dist., New Taipei City 22151, Taiwan 886-2-6616-6692 Fax : 886-2-2694-6875
 GCC China No.1, Chen Feng Road, Yushan, Kunshan, Jiangsu 215300, China 86-512-5726-1515 Fax : 86-512-5726-1518
 GCC Europe B.V. Eglantierbaan 43-45, 2908 LV, Capelle a/d IJssel, The Netherlands 31-10-458-9367 Fax : 31-10-451-9874
 GCC America, Inc 20453 E Valley Blvd. Walnut, CA 91789, USA 1-909-718-0248 Fax : 1-909-718-0251
 US & Canada Only Toll Free: 1-888-284-5211