


Optional Items



Rotary Attachment Rotary Table MultiFOCUS Screen Frame Module Air Extraction System

Specification	LFC Workstation
Model	LFC
Available Laser System	CIIA 12, CIIA 30, CIIA 60Ti, CIIA 60Ti93, IFII 20RMZ, IFII 30RMZ, IFII 50RMZ, IFII 20SHS, IFII 40HHS
Scan Lens	CO ₂ 70 x 70 mm, 140 x 140 mm, 200 x 200 mm
	Fiber 70 x 70 mm, 110 x 110 mm, 180 x 180 mm
Front Door	Automatic door
Max. Loading	50 kg
Z-axis travel	385 mm
Safety Class	Class 1 (EN60825-1)
Software	G-Mark Basic / G-Mark Library
Operating System	Microsoft Windows XP / Vista(32/64 Bit) / 7(32/64 Bit) / 8(32/64 Bit) (Desktop or Laptop PCs)
Interface	USB x 1, VGA x 1
Power Supply	AC Auto Switching 115 / 230V, 50-60Hz / single phase
Power Consumption	1240W
Operating Temperature	15°C ~35°C
Operating Humidity	10 ~ 80% Non condensing
Dimension	1585 (L) x 852 (W) x 1745 (H)
	1854 (L) x 1192 (W) x 2050 (H) mm (with package)
N.W.	260 kg
G.W.	450 kg
Optional Item	Rotary table (Ø 650 mm, 2 or 4 stations)
	Rotary Attachment
	Air Extraction System
	Screen Frame Module
	MultiFOCUS

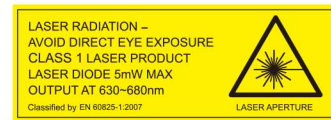
Max. work piece size

C-Series				
Lens	Scan Area	Max. Work Piece Size		
		Length	Width	Height
10	10 x 10 mm	720 mm	320 mm	525 mm
50	50 x 50 mm			490 mm
70	70 x 70 mm			460 mm
140	140 x 140 mm			355 mm
200	200 x 200 mm			265 mm

IF-Series				
Lens	Scan Area	Max. Work Piece Size		
		Length	Width	Height
70	70 x 70 mm	720 mm	320 mm	420 mm
110	110 x 110 mm			345 mm
180	180 x 180 mm			185 mm


* Please visit www.GCCworld.com for more detail.
 Δ Specifications are subject to change without prior notice.

Authorized Dealer



GCC LaserPro LFC Workstation

Industrial Laser Marking Workstation
 Design with Your Safety and Convenience in Mind



- Class 1 (EN60825-1) safety workstation
- Sturdy and rigid steel chassis to meet industrial requirement
- Various configurations: Standard Table, Rotary Table, Sliding Table, and Embroidery Modes
- Compatible for all GCC LaserPro StellarMark C & IF Series laser markers
- Large working space to load max. 300 (H) x 300 (W) x 380 (L) mm work pieces
- Large protection window for easy working process monitoring
- Internal LED lighting illuminates the working space

www.GCCworld.com



GCC Headquarters	4F-1., No.236, Fude 2nd Rd., Xizhi Dist., New Taipei City 22151, Taiwan	886-2-6616-6692	Fax : 886-2-2694-6875
GCC China	No.1, Chen Feng Road, Yushan, Kunshan, Jiangsu 215300, China	86-512-5726-1515	Fax : 86-512-5726-1518
GCC Europe B.V.	Eglantierbaan 43-45, 2908 LV, Capelle a/d IJssel, The Netherlands	31-10-458-9367	Fax : 31-10-451-9874
GCC America, Inc	20453 E Valley Blvd. Walnut, CA 91789, USA	1-909-718-0248	Fax : 1-909-718-0251
		US & Canada Only	Toll Free: 1-888-284-5211



Laser Marker

GCC LaserPro LFC Workstation




Industrial Solution

LFC Workstation integrates various processing modes and exclusive accessories to meet customers' need. 700 x 400 mm working table is able to place large objects and setup fixtures effortlessly. LFC Workstation is considered a class 1 (EN60825-1) device to ensure user safe and sound is the best industrial solution.


Standard Table

Standard table with matrix M6 circular slots for fixture mounting, working objects setup is more than easy.



Dual Start Button

Advanced secure protection by simultaneously pushing the Dual Start buttons to fire laser.




Emergency Stop

Big red button located on the right of machine allows operators to stop the laser and AC power immediately to provide highly safety operation.



Automatic Safety Door

Automatically controlled front door open and close to secure safety operation.



Pass-Through Door

The left and right pass-through doors can be further removed to place long objects or allow external setup conveyor to feed in materials for laser marking on fly.

*When the right door and left door are open, machine becomes a Class 4 equipment and users must wear goggles to operate the machine.

MultiFOCUS (Optional)

MultiFOCUS function allows to define multiple focus distances according to different height of working objects at once, the Z axis will automatically move to correct position to deliver precise laser marking jobs. Laser marking on different height working surface in one shot now is possible.

Clean Work Area

Integrated vacuum pipe for extraction particles created during laser processing.

Key Switch

Key Switch manages different authority levels between Service Mode and Operator Mode to restrict unauthorized access to the production setups.